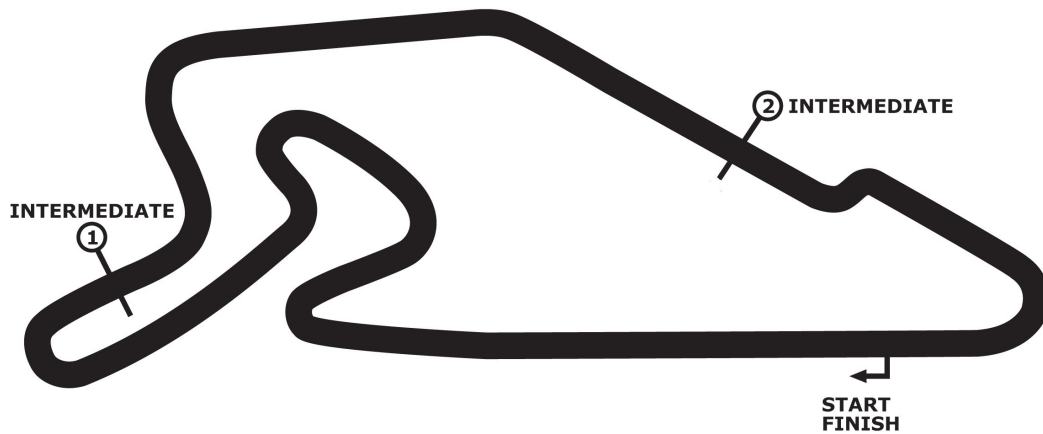




34. INT. ADAC TRUCK GRAND PRIX

Race 1



Nürburgring Sprint 3629 m

19. - 21. July 2019




34. INT. ADAC TRUCK GRAND PRIX

Nürburgring Sprint, length 3629 m

19. - 21. July 2019

IDM Superbike 1000



Result Race 1

started : 18

classified : 11

not classified : 7

DMSB -Reg.No.: S08/19 | EMN 10/642

Pos	No.	Cl.	Entrant Name	FMN License FMN License	Bike Make	Lap	Total kmh	GAP Diff.	fastest kmh	in LAP Pkt.
1	19	SBK1000	Alpha Racing Van Zon BMW Julian PUFFE / DEU	DMSB BWF1102931 DMSB A1133893	BMW S 1000 RR	19	27:31.026 150.345		1:26.287 151.406	6 25
2	7	SBK1000	Kawasaki Weber-Motos Racing Team Erwan NIGON / FRA	DMSB BWF1202569 FFM 104200000	Kawasaki ZX 10 R	19	27:44.744 149.106	13.718 13.718	1:26.907 150.326	5 20
3	32	SBK1000	MGM Racing Performance Marc MOSER / DEU	DMSB BWF1201381 DMSB A1095735	Yamaha YZF-R1 M	19	27:49.130 148.714	18.104 04.386	1:27.367 149.535	16 16
4	53	SBK1000	Holzauer Racing Promotion Alessandro POLITA / ITA	DMSB BWF1102788 FMI H00721	Honda CBR 1000 RR	19	27:49.702 148.663	18.676 00.572	1:27.280 149.684	19 13
5	5	SBK1000	BCC Racing Team Jan MOHR / AUT	DMSB BWF1128188 AMF JM266	BMW S 1000 RR	19	27:50.963 148.551	19.937 01.261	1:27.614 149.113	18 11
6	90	SBK1000	Team Suzuki Mayer Toni FINSTERBUSCH / DEU	DMSB BWF1139407 DMSB A1069012	Suzuki GSX-R 1000	19	27:53.962 148.285	22.936 02.999	1:27.552 149.219	2 10
7	45	SBK1000	EGS Moto Racing Jan BÜHN / DEU	DMSB BWF1199614 DMSB A1101214	BMW S 1000 RR	19	27:54.071 148.275	23.045 00.109	1:27.468 149.362	3 9
8	4	SBK1000	Ricardo BRINK / NLD	KNMV 190000292	Yamaha YZF-R1 M	19	27:58.827 147.855	27.801 04.756	1:27.585 149.163	5 8
9	36	SBK1000	Marc NEUMANN / DEU	DMSB A1123234	BMW S 1000 RR	19	27:58.934 147.846	27.908 00.107	1:27.820 148.763	9 7
10	55	SBK1000	Pepijn BIJSTERBOSCH / NLD	DMSB KNMV 190000090	BMW S 1000 RR	19	28:04.455 147.361	33.429 05.521	1:27.145 149.916	3 6
11	85	SBK1000	Buchner Motorsport Björn STUPPI / DEU	DMSB BWF1176613 DMSB A1102540	BMW S 1000 RR	19	28:46.657 143.760	1:15.631 42.202	1:29.972 145.205	7 5

DID NOT CLASSIFY

1	SBK1000	Alpha Racing Van Zon BMW Ilya MIKHALCHIK / UKR	DMSB BWF1102931 FMU 1055	BMW S 1000 RR	16	23:19.516 149.359	3 laps	1:26.100 151.735	6
57	SBK1000	HPC-Power Suzuki Racing Kevin SIEDER / AUT	DMSB BWF1108714 AMF JM623	Suzuki GSX-R 1000	14	20:47.301 146.638	5 laps	1:28.577 147.492	3
31	SBK1000	Team Suzuki Laux ADAC-Sachsen Sarah HEIDE / DEU	DMSB BWF1112654 DMSB A1080134	Suzuki GSX-R 1000	14	20:55.399 145.692	5 laps	1:29.028 146.745	3
92	SBK1000	HPC-Power Suzuki Racing Daniel KARTHEININGER / DEU	DMSB BWF1108714 DMSB A1103171	Suzuki GSX-R 1000	13	19:10.845 147.576	6 laps	1:27.630 149.086	4
17	SBK1000	EGS Moto Racing Tim EBY / DEU	DMSB BWF1199614 DMSB A1198807	BMW S 1000 RR	10	14:58.415 145.416	9 laps	1:29.246 146.386	7
11	SBK1000	MPB Racing Leon LANGSTÄDTLER / DEU	DMSB BWF1121605 DMSB A1147028	Yamaha YZF-R1 M	8	12:45.150 136.594	11 laps	1:28.909 146.941	3
14	SBK1000	Philipp GENGELBACH / DEU	DMSB A1154050	Suzuki GSX-R 1000	4	6:43.757 129.428	15 laps	1:29.831 145.433	3

fastest lap: 1 MIKHALCHIK Ilya 1:26.100 =151.735 km/h

Issued:	Clerk of the Course:	Timekeeper:
---------	----------------------	-------------

subject to final scrutineering



Timekeeping and Dataservice: wige SOLUTIONS GmbH & Co. KG, Meckenheim, GER

wige SOLUTIONS

Chief timekeeping: Yasin Özer, München (GER), yasin.oezer@wige.de

Page 1


printed : 20.7.2019 - 14:47

34. INT. ADAC TRUCK GRAND PRIX

Nürburgring Sprint, length 3629 m

19. - 21. July 2019

IDM Superbike 1000



Lap by Lap Race 1,

DMSB -Reg.No.: S08/19 | EMN 10/642

1 Ilya MIKHALCHIK , BMW S 1000 RR SBK1000 / UKR															
1	1:24.157	2	1:26.552	3	1:26.641	4	1:26.436	5	1:26.358	6	1:26.100	7	1:26.299	8	1:26.253
9	1:26.298	10	1:26.274	11	1:26.677	12	1:26.849	13	1:26.792	14	1:26.534	15	1:26.673	16	1:44.623

4 Ricardo BRINK , Yamaha YZF-R1 M SBK1000 / NLD															
1	1:26.717	2	1:28.480	3	1:27.930	4	1:27.734	5	1:27.585	6	1:27.923	7	1:28.365	8	1:28.144
9	1:28.015	10	1:28.198	11	1:28.853	12	1:28.439	13	1:28.363	14	1:29.392	15	1:29.063	16	1:29.111
17	1:28.776	18	1:28.868	19	1:28.871										

5 Jan MOHR , BMW S 1000 RR SBK1000 / AUT															
1	1:25.537	2	1:28.107	3	1:27.879	4	1:27.772	5	1:27.695	6	1:28.164	7	1:27.722	8	1:28.158
9	1:28.075	10	1:28.147	11	1:28.554	12	1:28.061	13	1:28.255	14	1:28.496	15	1:28.358	16	1:28.015
17	1:28.376	18	1:27.614	19	1:27.978										

7 Erwan NIGON , Kawasaki ZX 10 R SBK1000 / FRA															
1	1:24.363	2	1:27.115	3	1:27.148	4	1:26.944	5	1:26.907	6	1:27.509	7	1:27.499	8	1:27.520
9	1:27.658	10	1:27.777	11	1:28.120	12	1:28.052	13	1:28.030	14	1:27.908	15	1:28.194	16	1:28.102
17	1:28.043	18	1:28.466	19	1:29.389										

11 Leon LANGSTÄDTLER , Yamaha YZF-R1 M SBK1000 / DEU															
1	1:29.229	2	1:29.932	3	1:28.909	4	1:29.379	5	1:29.206	6	1:29.721	7	1:29.426	pit	2:19.348

14 Philipp GENGELBACH , Suzuki GSX-R 1000 SBK1000 / DEU															
1	1:27.044	2	1:53.337	3	1:29.831	pit	1:53.545								

17 Tim EBY , BMW S 1000 RR SBK1000 / DEU															
1	1:29.794	2	1:29.912	3	1:29.797	4	1:30.249	5	1:29.970	6	1:29.788	7	1:29.246	8	1:29.750
9	1:29.596	10	1:30.313												

19 Julian PUFFE , BMW S 1000 RR SBK1000 / DEU															
1	1:23.865	2	1:26.621	3	1:26.717	4	1:27.171	5	1:26.392	6	1:26.287	7	1:26.549	8	1:26.739
9	1:26.501	10	1:26.664	11	1:26.848	12	1:26.701	13	1:27.181	14	1:26.813	15	1:26.775	16	1:27.872
17	1:28.438	18	1:27.987	19	1:28.905										

31 Sarah HEIDE , Suzuki GSX-R 1000 SBK1000 / DEU															
1	1:29.252	2	1:29.451	3	1:29.028	4	1:29.353	5	1:29.711	6	1:29.316	7	1:29.509	8	1:30.430
9	1:29.950	10	1:29.973	11	1:29.606	12	1:30.021	13	1:29.705	14	1:30.094				

32 Marc MOSER , Yamaha YZF-R1 M SBK1000 / DEU															
1	1:26.075	2	1:27.921	3	1:27.911	4	1:27.682	5	1:27.800	6	1:28.575	7	1:27.965	8	1:28.282
9	1:28.186	10	1:27.626	11	1:28.215	12	1:28.357	13	1:28.142	14	1:28.438	15	1:27.554	16	1:27.367
17	1:27.964	18	1:27.585	19	1:27.485										

36 Marc NEUMANN , BMW S 1000 RR SBK1000 / DEU															
1	1:28.046	2	1:28.525	3	1:28.283	4	1:28.112	5	1:28.085	6	1:27.932	7	1:27.991	8	1:27.961
9	1:27.820	10	1:27.822	11	1:28.049	12	1:28.737	13	1:28.693	14	1:28.445	15	1:28.791	16	1:29.157
17	1:28.903	18	1:28.928	19	1:28.654										


45 Jan BÜHN , BMW S 1000 RR SBK1000 / DEU															
1	1:27.282	2	1:28.658	3	1:27.468	4	1:27.819	5	1:27.562	6	1:27.985	7	1:28.129	8	1:28.186
9	1:27.995	10	1:28.087	11	1:28.032	12	1:28.532	13	1:27.946	14	1:28.257	15	1:29.027	16	1:28.800

34. INT. ADAC TRUCK GRAND PRIX

Nürburgring Sprint, length 3629 m

19. - 21. July 2019

IDM Superbike 1000



Lap by Lap Race 1,

DMSB -Reg.No.: S08/19 | EMN 10/642

17	1:27.946	18	1:27.882	19	1:28.478														
----	----------	----	----------	----	----------	--	--	--	--	--	--	--	--	--	--	--	--	--	--

53 Alessandro POLITA , Honda CBR 1000 RR SBK1000 / ITA																			
1	1:25.028	2	1:27.714	3	1:27.535	4	1:27.640	5	1:28.115	6	1:28.544	7	1:28.577	8	1:28.159				
9	1:28.415	10	1:27.967	11	1:28.356	12	1:28.383	13	1:28.158	14	1:28.751	15	1:27.998	16	1:27.837				
17	1:27.920	18	1:27.325	19	1:27.280														

55 Pepijn BIJSTERBOSCH , BMW S 1000 RR SBK1000 / NLD																			
1	1:27.439	2	1:27.925	3	1:27.145	4	1:27.479	5	1:27.661	6	1:27.970	7	1:27.949	8	1:28.385				
9	1:28.237	10	1:28.491	11	1:28.140	12	1:28.586	13	1:27.974	14	1:28.282	15	1:29.069	16	1:29.965				
17	1:32.769	18	1:31.074	19	1:29.915														

57 Kevin SIEDER , Suzuki GSX-R 1000 SBK1000 / AUT																			
1	1:28.754	2	1:29.170	3	1:28.577	4	1:28.798	5	1:28.957	6	1:29.015	7	1:29.102	8	1:29.003				
9	1:29.120	10	1:29.194	11	1:29.389	12	1:29.542	13	1:29.032	14	1:29.648								

85 Björn STUPPI , BMW S 1000 RR SBK1000 / DEU																			
1	1:31.044	2	1:30.923	3	1:30.748	4	1:30.369	5	1:30.052	6	1:30.849	7	1:29.972	8	1:30.431				
9	1:30.602	10	1:30.717	11	1:30.918	12	1:31.423	13	1:31.355	14	1:31.053	15	1:31.290	16	1:30.896				
17	1:31.161	18	1:30.688	19	1:32.166														

90 Toni FINSTERBUSCH , Suzuki GSX-R 1000 SBK1000 / DEU																			
1	1:25.624	2	1:27.552	3	1:27.753	4	1:28.058	5	1:27.743	6	1:28.244	7	1:28.483	8	1:28.175				
9	1:27.908	10	1:27.943	11	1:28.252	12	1:28.417	13	1:28.234	14	1:28.638	15	1:28.634	16	1:28.129				
17	1:28.864	18	1:28.553	19	1:28.758														

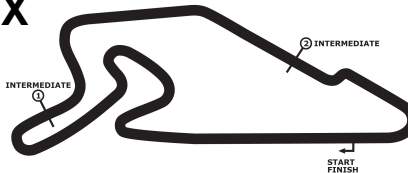
92 Daniel KARTHEININGER , Suzuki GSX-R 1000 SBK1000 / DEU																			
1	1:27.738	2	1:28.424	3	1:27.802	4	1:27.630	5	1:28.327	6	1:28.128	7	1:27.829	8	1:27.960				
9	1:27.811	10	1:28.027	11	1:28.805	12	1:28.590	13	1:33.774										

34. INT. ADAC TRUCK GRAND PRIX

Nürburgring Sprint, length 3629 m

19. - 21. July 2019

IDM Superbike 1000



Lap Analysis Race 1,

DMSB -Reg.No.: S08/19 | EMN 10/642

1 Ilya MIKHALCHIK (UKR) (BMW S 1000 RR)						Theoretische Bestzeit: 1:25.913					
Lap	D	Time	S1	S2	S3	Lap	D	Time	S1	S2	S3
1	1	1:24.157	42.128	22.727	19.302	9	1	1:26.298	44.647	22.472	19.179
2	1	1:26.552	44.790	22.397	19.365	10	1	1:26.274	44.467	22.463	19.344
3	1	1:26.641	44.855	22.381	19.405	11	1	1:26.677	44.700	22.729	19.248
4	1	1:26.436	44.659	22.712	19.065	12	1	1:26.849	44.724	22.588	19.537
5	1	1:26.358	44.497	22.692	19.169	13	1	1:26.792	44.715	22.655	19.422
6	1	1:26.100	44.495	22.477	19.128	14	1	1:26.534	44.557	22.715	19.262
7	1	1:26.299	44.598	22.491	19.210	15	1	1:26.673	44.767	22.593	19.313
8	1	1:26.253	44.494	22.553	19.206	16	1	1:44.623	1:02.613	22.758	19.252

4 Ricardo BRINK (NLD) (Yamaha YZF-R1 M)						Theoretische Bestzeit: 1:27.505					
Lap	D	Time	S1	S2	S3	Lap	D	Time	S1	S2	S3
1	1	1:26.717	43.788	23.266	19.663	11	1	1:28.853	46.272	22.884	19.697
2	1	1:28.480	45.734	23.037	19.709	12	1	1:28.439	45.726	22.836	19.877
3	1	1:27.930	45.722	22.818	19.390	13	1	1:28.363	45.762	22.815	19.786
4	1	1:27.734	45.534	22.759	19.441	14	1	1:29.392	46.533	23.022	19.837
5	1	1:27.585	45.375	22.740	19.470	15	1	1:29.063	46.175	23.012	19.876
6	1	1:27.923	45.486	22.766	19.671	16	1	1:29.111	46.158	23.079	19.874
7	1	1:28.365	45.954	22.843	19.568	17	1	1:28.776	46.043	23.087	19.646
8	1	1:28.144	45.673	22.799	19.672	18	1	1:28.868	45.920	23.137	19.811
9	1	1:28.015	45.652	22.787	19.576	19	1	1:28.871	46.030	23.045	19.796
10	1	1:28.198	45.773	22.792	19.633						

5 Jan MOHR (AUT) (BMW S 1000 RR)						Theoretische Bestzeit: 1:27.449					
Lap	D	Time	S1	S2	S3	Lap	D	Time	S1	S2	S3
1	1	1:25.537	43.002	22.743	19.792	11	1	1:28.554	45.994	22.828	19.732
2	1	1:28.107	45.767	22.746	19.594	12	1	1:28.061	45.328	22.931	19.802
3	1	1:27.879	45.512	22.815	19.552	13	1	1:28.255	45.644	22.936	19.675
4	1	1:27.772	45.445	22.822	19.505	14	1	1:28.496	45.920	23.037	19.539
5	1	1:27.695	45.308	22.795	19.592	15	1	1:28.358	45.647	23.045	19.666
6	1	1:28.164	45.688	22.828	19.648	16	1	1:28.015	45.465	23.047	19.503
7	1	1:27.722	45.305	22.935	19.482	17	1	1:28.376	45.462	22.956	19.958
8	1	1:28.158	45.723	22.956	19.479	18	1	1:27.614	45.359	22.854	19.401
9	1	1:28.075	45.613	23.000	19.462	19	1	1:27.978	45.418	22.922	19.638
10	1	1:28.147	45.689	22.928	19.530						

7 Erwan NIGON (FRA) (Kawasaki ZX 10 R)						Theoretische Bestzeit: 1:26.773					
Lap	D	Time	S1	S2	S3	Lap	D	Time	S1	S2	S3
1	1	1:24.363	41.919	22.871	19.573	11	1	1:28.120	45.505	22.850	19.765
2	1	1:27.115	45.165	22.639	19.311	12	1	1:28.052	45.322	22.891	19.839
3	1	1:27.148	45.036	22.625	19.487	13	1	1:28.030	45.403	22.940	19.687
4	1	1:26.944	44.925	22.688	19.331	14	1	1:27.908	45.348	22.915	19.645
5	1	1:26.907	44.913	22.648	19.346	15	1	1:28.194	45.557	22.967	19.670
6	1	1:27.509	45.194	22.549	19.766	16	1	1:28.102	45.438	23.054	19.610
7	1	1:27.499	45.245	22.698	19.556	17	1	1:28.043	45.356	23.041	19.646
8	1	1:27.520	45.065	22.834	19.621	18	1	1:28.466	45.389	23.257	19.820
9	1	1:27.658	45.397	22.780	19.481	19	1	1:29.389	45.749	23.302	20.338
10	1	1:27.777	45.363	22.767	19.647						

11 Leon LANGSTÄDTLER (DEU) (Yamaha YZF-R1 M)						Theoretische Bestzeit: 1:28.829					
Lap	D	Time	S1	S2	S3	Lap	D	Time	S1	S2	S3
1	1	1:29.229	45.931	23.225	20.073	5	1	1:29.206	46.501	23.000	19.705
2	1	1:29.932	47.148	22.917	19.867	6	1	1:29.721	46.824	22.814	20.083
3	1	1:28.909	46.310	22.853	19.746	7	1	1:29.426	46.548	22.973	19.905
4	1	1:29.379	46.613	22.885	19.881	8	1	2:19.348	1:18.167	27.988	


14 Philipp GENGELBACH (DEU) (Suzuki GSX-R 1000)						Theoretische Bestzeit: 1:29.170					
Lap	D	Time	S1	S2	S3	Lap	D	Time	S1	S2	S3
1	1	1:27.044	43.956	23.410	19.678	3	1	1:29.831	46.499	22.993	20.339
2	1	1:53.337	1:09.566	23.824	19.947	4	1	1:53.545	49.001	29.579	

34. INT. ADAC TRUCK GRAND PRIX

Nürburgring Sprint, length 3629 m

19. - 21. July 2019

IDM Superbike 1000



Lap Analysis Race 1,

DMSB -Reg.No.: S08/19 | EMN 10/642

17 Tim EBY (DEU) (BMW S 1000 RR)						Theoretische Bestzeit: 1:29.007					
Lap	D	Time	S1	S2	S3	Lap	D	Time	S1	S2	S3
1	1	1:29.794	46.210	23.230	20.354	6	1	1:29.788	46.703	23.122	19.963
2	1	1:29.912	46.989	23.027	19.896	7	1	1:29.246	46.229	23.076	19.941
3	1	1:29.797	46.588	23.320	19.889	8	1	1:29.750	46.091	23.256	20.403
4	1	1:30.249	46.844	23.300	20.105	9	1	1:29.596	46.454	23.056	20.086
5	1	1:29.970	46.916	23.156	19.898	10	1	1:30.313	46.876	23.492	19.945

19 Julian PUFFE (DEU) (BMW S 1000 RR)						Theoretische Bestzeit: 1:26.287					
Lap	D	Time	S1	S2	S3	Lap	D	Time	S1	S2	S3
1	1	1:23.865	41.712	22.619	19.534	11	1	1:26.848	44.870	22.491	19.487
2	1	1:26.621	44.773	22.483	19.365	12	1	1:26.701	44.707	22.466	19.528
3	1	1:26.717	44.788	22.449	19.480	13	1	1:27.181	44.957	22.624	19.600
4	1	1:27.171	44.798	22.927	19.446	14	1	1:26.813	44.712	22.572	19.529
5	1	1:26.392	44.697	22.360	19.335	15	1	1:26.775	44.696	22.516	19.563
6	1	1:26.287	44.692	22.344	19.251	16	1	1:27.872	45.425	22.813	19.634
7	1	1:26.549	44.733	22.489	19.327	17	1	1:28.438	45.753	22.907	19.778
8	1	1:26.739	44.945	22.425	19.369	18	1	1:27.987	45.286	22.931	19.770
9	1	1:26.501	44.733	22.426	19.342	19	1	1:28.905	45.445	23.028	20.432
10	1	1:26.664	44.774	22.478	19.412						

31 Sarah HEIDE (DEU) (Suzuki GSX-R 1000)						Theoretische Bestzeit: 1:28.752					
Lap	D	Time	S1	S2	S3	Lap	D	Time	S1	S2	S3
1	1	1:29.252	45.639	23.437	20.176	8	1	1:30.430	46.862	23.399	20.169
2	1	1:29.451	46.636	23.030	19.785	9	1	1:29.950	46.639	23.285	20.026
3	1	1:29.028	46.061	22.906	20.061	10	1	1:29.973	46.661	23.346	19.966
4	1	1:29.353	46.269	23.274	19.810	11	1	1:29.606	46.279	23.361	19.966
5	1	1:29.711	46.485	23.368	19.858	12	1	1:30.021	46.359	23.302	20.360
6	1	1:29.316	46.255	23.144	19.917	13	1	1:29.705	46.561	23.210	19.934
7	1	1:29.509	46.389	23.160	19.960	14	1	1:30.094	46.625	23.376	20.093

32 Marc MOSER (DEU) (Yamaha YZF-R1 M)						Theoretische Bestzeit: 1:26.992					
Lap	D	Time	S1	S2	S3	Lap	D	Time	S1	S2	S3
1	1	1:26.075	43.529	22.944	19.602	11	1	1:28.215	45.857	22.647	19.711
2	1	1:27.921	45.719	22.755	19.447	12	1	1:28.357	45.725	22.735	19.897
3	1	1:27.911	45.608	22.850	19.453	13	1	1:28.142	45.671	22.663	19.808
4	1	1:27.682	45.461	22.827	19.394	14	1	1:28.438	45.812	22.760	19.866
5	1	1:27.800	45.561	22.800	19.439	15	1	1:27.554	45.505	22.680	19.369
6	1	1:28.575	46.302	22.784	19.489	16	1	1:27.367	45.090	22.906	19.371
7	1	1:27.965	45.632	22.831	19.502	17	1	1:27.964	45.433	23.118	19.413
8	1	1:28.282	45.875	22.722	19.685	18	1	1:27.585	45.358	22.871	19.356
9	1	1:28.186	46.025	22.670	19.491	19	1	1:27.485	45.331	22.866	19.288
10	1	1:27.626	45.666	22.614	19.346						

36 Marc NEUMANN (DEU) (BMW S 1000 RR)						Theoretische Bestzeit: 1:27.703					
Lap	D	Time	S1	S2	S3	Lap	D	Time	S1	S2	S3
1	1	1:28.046	45.052	23.016	19.978	11	1	1:28.049	45.503	22.743	19.803
2	1	1:28.525	46.059	22.854	19.612	12	1	1:28.737	45.921	22.779	20.037
3	1	1:28.283	45.811	22.798	19.674	13	1	1:28.693	45.689	22.850	20.154
4	1	1:28.112	45.565	22.789	19.758	14	1	1:28.445	45.834	22.915	19.696
5	1	1:28.085	45.573	22.949	19.563	15	1	1:28.791	45.906	23.081	19.804
6	1	1:27.932	45.483	22.864	19.585	16	1	1:29.157	46.189	23.066	19.902
7	1	1:27.991	45.552	22.903	19.536	17	1	1:28.903	46.015	23.166	19.722
8	1	1:27.961	45.424	22.866	19.671	18	1	1:28.928	45.889	23.155	19.884
9	1	1:27.820	45.440	22.809	19.571	19	1	1:28.654	45.864	22.997	19.793
10	1	1:27.822	45.437	22.801	19.584						

34. INT. ADAC TRUCK GRAND PRIX

Nürburgring Sprint, length 3629 m

19. - 21. July 2019

IDM Superbike 1000



Lap Analysis Race 1,

DMSB -Reg.No.: S08/19 | EMN 10/642

45 Jan BÜHN (DEU) (BMW S 1000 RR)						Theoretische Bestzeit: 1:27.367					
Lap	D	Time	S1	S2	S3	Lap	D	Time	S1	S2	S3
1	1	1:27.282	44.430	23.101	19.751	11	1	1:28.032	45.763	22.647	19.622
2	1	1:28.658	46.327	22.844	19.487	12	1	1:28.532	45.849	22.767	19.916
3	1	1:27.468	45.562	22.569	19.337	13	1	1:27.946	45.817	22.570	19.559
4	1	1:27.819	45.764	22.623	19.432	14	1	1:28.257	45.778	22.726	19.753
5	1	1:27.562	45.580	22.544	19.438	15	1	1:29.027	46.291	22.727	20.009
6	1	1:27.985	45.905	22.528	19.552	16	1	1:28.800	46.206	22.982	19.612
7	1	1:28.129	45.918	22.673	19.538	17	1	1:27.946	45.548	22.745	19.653
8	1	1:28.186	45.930	22.640	19.616	18	1	1:27.882	45.535	22.793	19.554
9	1	1:27.995	45.987	22.495	19.513	19	1	1:28.478	45.691	22.890	19.897
10	1	1:28.087	45.931	22.607	19.549						

53 Alessandro POLITA (ITA) (Honda CBR 1000 RR)						Theoretische Bestzeit: 1:27.105					
Lap	D	Time	S1	S2	S3	Lap	D	Time	S1	S2	S3
1	1	1:25.028	42.675	22.943	19.410	11	1	1:28.356	45.790	22.712	19.854
2	1	1:27.714	45.464	22.679	19.571	12	1	1:28.383	45.660	22.682	20.041
3	1	1:27.535	45.404	22.747	19.384	13	1	1:28.158	45.509	22.716	19.933
4	1	1:27.640	45.422	22.752	19.466	14	1	1:28.751	46.139	22.746	19.866
5	1	1:28.115	45.562	22.991	19.562	15	1	1:27.998	45.823	22.742	19.433
6	1	1:28.544	46.084	22.853	19.607	16	1	1:27.837	45.431	22.960	19.446
7	1	1:28.577	46.085	22.859	19.633	17	1	1:27.920	45.513	22.760	19.647
8	1	1:28.159	45.649	22.788	19.722	18	1	1:27.325	45.141	22.790	19.394
9	1	1:28.415	46.018	22.671	19.726	19	1	1:27.280	45.204	22.783	19.293
10	1	1:27.967	45.489	22.697	19.781						

55 Pepijn BIJSTERBOSCH (NLD) (BMW S 1000 RR)						Theoretische Bestzeit: 1:27.084					
Lap	D	Time	S1	S2	S3	Lap	D	Time	S1	S2	S3
1	1	1:27.439	44.906	22.827	19.706	11	1	1:28.140	45.821	22.684	19.635
2	1	1:27.925	45.875	22.552	19.498	12	1	1:28.586	45.903	22.576	20.107
3	1	1:27.145	45.256	22.445	19.444	13	1	1:27.974	45.837	22.541	19.596
4	1	1:27.479	45.597	22.499	19.383	14	1	1:28.282	45.720	22.719	19.843
5	1	1:27.661	45.660	22.462	19.539	15	1	1:29.069	46.248	22.915	19.906
6	1	1:27.970	45.859	22.509	19.602	16	1	1:29.965	46.948	23.126	19.891
7	1	1:27.949	45.661	22.589	19.699	17	1	1:32.769	49.569	22.982	20.218
8	1	1:28.385	46.022	22.538	19.825	18	1	1:31.074	47.652	23.199	20.223
9	1	1:28.237	46.051	22.471	19.715	19	1	1:29.915	46.595	23.085	20.235
10	1	1:28.491	46.277	22.518	19.696						

57 Kevin SIEDER (AUT) (Suzuki GSX-R 1000)						Theoretische Bestzeit: 1:28.557					
Lap	D	Time	S1	S2	S3	Lap	D	Time	S1	S2	S3
1	1	1:28.754	45.308	23.332	20.114	8	1	1:29.003	45.950	23.285	19.768
2	1	1:29.170	46.307	23.151	19.712	9	1	1:29.120	46.175	23.298	19.647
3	1	1:28.577	45.829	23.081	19.667	10	1	1:29.194	46.201	23.213	19.780
4	1	1:28.798	45.862	23.134	19.802	11	1	1:29.389	46.334	23.183	19.872
5	1	1:28.957	45.961	23.235	19.761	12	1	1:29.542	46.233	23.316	19.993
6	1	1:29.015	46.065	23.138	19.812	13	1	1:29.032	46.019	23.220	19.793
7	1	1:29.102	45.834	23.397	19.871	14	1	1:29.648	46.390	23.458	19.800


85 Björn STUPPI (DEU) (BMW S 1000 RR)						Theoretische Bestzeit: 1:29.888					
Lap	D	Time	S1	S2	S3	Lap	D	Time	S1	S2	S3
1	1	1:31.044	46.784	23.763	20.497	11	1	1:30.918	46.885	23.610	20.423
2	1	1:30.923	47.126	23.482	20.315	12	1	1:31.423	47.009	23.674	20.740
3	1	1:30.748	46.915	23.605	20.228	13	1	1:31.355	46.977	23.872	20.506
4	1	1:30.369	46.498	23.553	20.318	14	1	1:31.053	47.121	23.603	20.329
5	1	1:30.052	46.530	23.450	20.072	15	1	1:31.290	47.066	23.871	20.353
6	1	1:30.849	47.200	23.486	20.163	16	1	1:30.896	46.627	23.923	20.346
7	1	1:29.972	46.523	23.370	20.079	17	1	1:31.161	47.134	23.704	20.323
8	1	1:30.431	46.446	23.564	20.421	18	1	1:30.688	46.713	23.491	20.484
9	1	1:30.602	46.848	23.499	20.255	19	1	1:32.166	47.568	23.864	20.734
10	1	1:30.717	46.855	23.645	20.217						

34. INT. ADAC TRUCK GRAND PRIX

Nürburgring Sprint, length 3629 m

19. - 21. July 2019

IDM Superbike 1000



Lap Analysis Race 1,

DMSB -Reg.No.: S08/19 | EMN 10/642

90 Toni FINSTERBUSCH (DEU) (Suzuki GSX-R 1000) Theoretische Bestzeit: 1:27.502

Lap	D	Time	S1	S2	S3	Lap	D	Time	S1	S2	S3
1	1	1:25.624	43.264	22.728	19.632	11	1	1:28.252	45.612	22.954	19.686
2	1	1:27.552	45.207	22.768	19.577	12	1	1:28.417	45.762	22.800	19.855
3	1	1:27.753	45.445	22.741	19.567	13	1	1:28.234	45.593	22.865	19.776
4	1	1:28.058	45.485	22.876	19.697	14	1	1:28.638	45.912	22.952	19.774
5	1	1:27.743	45.367	22.781	19.595	15	1	1:28.634	45.926	22.921	19.787
6	1	1:28.244	45.651	22.921	19.672	16	1	1:28.129	45.672	22.859	19.598
7	1	1:28.483	45.945	22.823	19.715	17	1	1:28.864	46.028	23.096	19.740
8	1	1:28.175	45.761	22.764	19.650	18	1	1:28.553	45.761	23.000	19.792
9	1	1:27.908	45.460	22.798	19.650	19	1	1:28.758	45.826	23.098	19.834
10	1	1:27.943	45.469	22.829	19.645						

92 Daniel KARTHEININGER (DEU) (Suzuki GSX-R 1000) Theoretische Bestzeit: 1:27.550


Lap	D	Time	S1	S2	S3	Lap	D	Time	S1	S2	S3
1	1	1:27.738	44.656	23.056	20.026	8	1	1:27.960	45.484	22.865	19.611
2	1	1:28.424	45.994	22.859	19.571	9	1	1:27.811	45.462	22.740	19.609
3	1	1:27.802	45.617	22.703	19.482	10	1	1:28.027	45.581	22.750	19.696
4	1	1:27.630	45.478	22.687	19.465	11	1	1:28.805	46.031	22.883	19.891
5	1	1:28.327	45.594	22.992	19.741	12	1	1:28.590	45.841	22.913	19.836
6	1	1:28.128	45.609	22.927	19.592	13	1	1:33.774	45.755	22.979	25.040
7	1	1:27.829	45.398	22.880	19.551						

34. INT. ADAC TRUCK GRAND PRIX

Nürburgring Sprint, length 3629 m

19. - 21. July 2019

IDM Superbike 1000



Best Sector Times Race 1

DMSB -Reg.No.: S08/19 | EMN 10/642

Pos.	sector 1			sector 2			sector 3			theoretical and best lap time				
	No	Driver	Time	No	Driver	Time	No	Driver	Time	No	Driver	theoretical	Best	Pos
1	1	MIKHALCHIK I.	44.467	19	PUFFE J.	22.344	1	MIKHALCHIK I.	19.065	1	MIKHALCHIK I.	1:25.913	1:24.157	
2	19	PUFFE J.	44.692	1	MIKHALCHIK I.	22.381	19	PUFFE J.	19.251	19	PUFFE J.	1:26.287	1:23.865	
3	7	NIGON E.	44.913	55	BIJSTERBOSCH P.	22.445	32	MOSER M.	19.288	7	NIGON E.	1:26.773	1:24.363	
4	32	MOSER M.	45.090	45	BÜHN J.	22.495	53	POLITA A.	19.293	32	MOSER M.	1:26.992	1:26.075	
5	53	POLITA A.	45.141	7	NIGON E.	22.549	7	NIGON E.	19.311	55	BIJSTERBOSCH P.	1:27.084	1:27.145	
6	90	FINSTERBUSCH T.	45.207	32	MOSER M.	22.614	45	BÜHN J.	19.337	53	POLITA A.	1:27.105	1:25.028	
7	55	BIJSTERBOSCH P.	45.256	53	POLITA A.	22.671	55	BIJSTERBOSCH P.	19.383	45	BÜHN J.	1:27.367	1:27.282	
8	5	MOHR J.	45.305	92	KARTHEININGER D.	22.687	4	BRINK R.	19.390	5	MOHR J.	1:27.449	1:25.537	
9	4	BRINK R.	45.375	90	FINSTERBUSCH T.	22.728	5	MOHR J.	19.401	90	FINSTERBUSCH T.	1:27.502	1:25.624	
10	92	KARTHEININGER D.	45.398	4	BRINK R.	22.740	92	KARTHEININGER D.	19.465	4	BRINK R.	1:27.505	1:26.717	
11	36	NEUMANN M.	45.424	36	NEUMANN M.	22.743	36	NEUMANN M.	19.536	92	KARTHEININGER D.	1:27.550	1:27.630	
12	45	BÜHN J.	45.535	5	MOHR J.	22.743	90	FINSTERBUSCH T.	19.567	36	NEUMANN M.	1:27.703	1:27.820	
13	57	SIEDER K.	45.829	11	LANGSTÄDTLER L.	22.814	57	SIEDER K.	19.647	57	SIEDER K.	1:28.557	1:28.577	
14	31	HEIDE S.	46.061	31	HEIDE S.	22.906	14	GENGELBACH P.	19.678	31	HEIDE S.	1:28.752	1:29.028	
15	17	EBY T.	46.091	14	GENGELBACH P.	22.993	11	LANGSTÄDTLER L.	19.705	11	LANGSTÄDTLER L.	1:28.829	1:28.909	
16	11	LANGSTÄDTLER L.	46.310	17	EBY T.	23.027	31	HEIDE S.	19.785	17	EBY T.	1:29.007	1:29.246	
17	85	STUPPI B.	46.446	57	SIEDER K.	23.081	17	EBY T.	19.889	14	GENGELBACH P.	1:29.170	1:27.044	
18	14	GENGELBACH P.	46.499	85	STUPPI B.	23.370	85	STUPPI B.	20.072	85	STUPPI B.	1:29.888	1:29.972	



Lapchart: IDM Superbike 1000 Race 1


POS	1	2	3	4	5	6	7	8	9	10	11	12	13	14	15	16	17	18
LAP 1	19	1	7	53	5	90	32	4	14	45	55	92	36	57	11	31	17	
LAP 2	19	1	7	53	90	5	32	4	55	45	92	36	57	31	11	17	85	
LAP 3	19	1	7	53	90	5	32	55	4	45	92	36	57	31	11	17	85	
LAP 4	1	19	7	53	90	5	32	55	4	45	92	36	57	31	11	17	85	
LAP 5	1	19	7	53	90	5	32	55	4	45	92	36	57	11	31	17	85	
LAP 6	1	19	7	53	90	5	55	32	4	45	92	36	57	31	11	17	85	
LAP 7	1	19	7	5	53	90	55	32	4	45	92	36	57	31	11	17	85	
LAP 8	1	19	7	5	53	90	55	32	4	45	92	36	57	31	17	85	11.	
LAP 9	1	19	7	5	90	53	55	32	4	45	92	36	57	31	17	85		
LAP 10	1	19	7	5	90	53	32	55	4	45	92	36	57	31	17	85		
LAP 11	1	19	7	90	5	53	32	55	45	4	92	36	57	31	85			
LAP 12	1	19	7	5	90	53	32	55	45	4	92	36	57	31	85			
LAP 13	1	19	7	5	90	53	32	55	45	4	36	92	57	31	85			
LAP 14	1	19	7	5	90	32	53	55	45	4	36	57	31	85				
LAP 15	1	19	7	32	5	53	90	55	45	4	36	85						
LAP 16	19	7	1	32	5	53	90	45	55	4	36	85						
LAP 17	19	7	32	53	5	90	45	4	36	55	85							
LAP 18	19	7	32	53	5	90	45	4	36	55	85							
LAP 19	19	7	32	53	5	90	45	4	36	55	85							

34. INT. ADAC TRUCK GRAND PRIX

Nürburgring Sprint, length 3629 m

19. - 21. July 2019

IDM Superbike 1000



Starting grid Race 1

DMSB -Reg.No.: S08/19 | EMN 10/642

Reihe 1		
1. 19 - PUFFE Julian BMW S 1000 RR 1:25.885	2. 1 - MIKHALCHIK Ilya BMW S 1000 RR 1:25.929	3. 7 - NIGON Erwan Kawasaki ZX 10 R 1:26.704
Reihe 2		
4. 53 - POLITA Alessandro Honda CBR 1000 RR 1:27.080	5. 45 - BÜHN Jan BMW S 1000 RR 1:27.157	6. 32 - MOSER Marc Yamaha YZF-R1 M 1:27.157
Reihe 3		
7. 5 - MOHR Jan BMW S 1000 RR 1:27.171	8. 92 - KARTHEININGER Daniel Suzuki GSX-R 1000 1:27.236	9. 4 - BRINK Ricardo Yamaha YZF-R1 M 1:27.286
Reihe 4		
10. 55 - BIJSTERBOSCH Pepijn BMW S 1000 RR 1:27.518	11. 90 - FINSTERBUSCH Toni Suzuki GSX-R 1000 1:27.780	12. 36 - NEUMANN Marc BMW S 1000 RR 1:28.542
Reihe 5		
13. 14 - GENGELBACH Philipp Suzuki GSX-R 1000 1:28.640	14. 17 - EBY Tim BMW S 1000 RR 1:28.999	15. 11 - LANGSTÄDTLER Leon Yamaha YZF-R1 M 1:29.063
Reihe 6		
16. 57 - SIEDER Kevin Suzuki GSX-R 1000 1:29.229	17. 31 - HEIDE Sarah Suzuki GSX-R 1000 1:29.415	18. 85 - STUPPI Björn BMW S 1000 RR 1:31.218



BMW Motorrad



Kawasaki



SUZUKI

