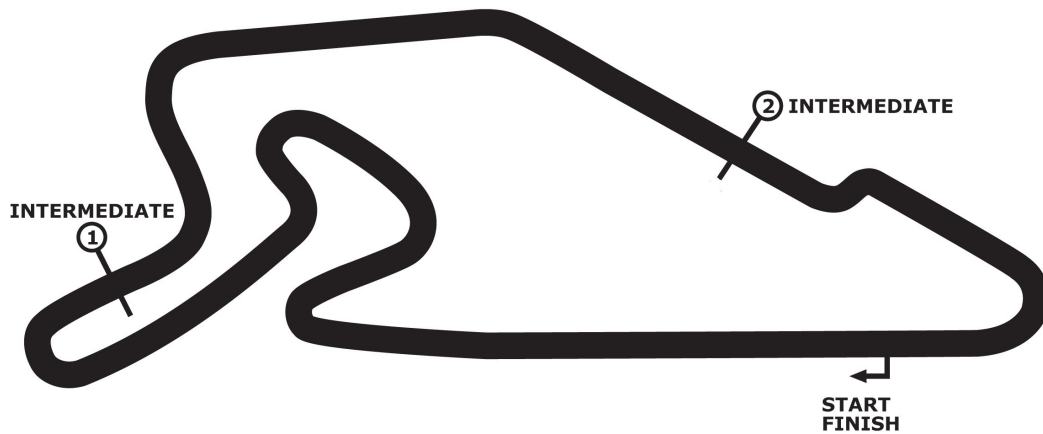


34. INT. ADAC TRUCK GRAND PRIX

Qualifying 2



Nürburgring Sprint 3629 m

19. - 21. July 2019




34. INT. ADAC TRUCK GRAND PRIX

Nürburgring Sprint, length 3629 m

19. - 21. July 2019

IDM Superbike 1000



Result Qualifying 2,

DMSB -Reg.No.: S08/19 | EMN 10/642

Rk	Gr	Entrent	FMN	License	Bike	laps	Besttime			
No.	Cl	Driver	FMN	License	City	%	GAP	DIV	km/h	
1	19	Alpha Racing Van Zon BMW PUFFE, Julian (DEU)	DMSB	BWF1102931	BMW S 1000 RR	14	1:25.885		152.115	
			DMSB	A1133893		100.00				
2	1	Alpha Racing Van Zon BMW MIKHALCHIK, Ilya (UKR)	DMSB	BWF1102931	BMW S 1000 RR	15	1:25.929	00.044	152.037	
			FMU	1055		100.05	00.044			
3	7	Kawasaki Weber-Motos Racing Team NIGON, Erwan (FRA)	DMSB	BWF1202569	Kawasaki ZX 10 R	15	1:26.704	00.775	150.678	
			FFM	104200000		100.95	00.819			
4	53	Holzhauser Racing Promotion POLITA, Alessandro (ITA)	DMSB	BWF1102788	Honda CBR 1000 RR	14	1:27.080	00.376	150.028	
			FMI	H00721		101.39	01.195			
5	45	EGS Moto Racing BÜHN, Jan (DEU)	DMSB	BWF1199614	BMW S 1000 RR	13	1:27.157	00.077	149.895	
			DMSB	A1101214		101.48	01.272			
6	32	MGM Racing Performance MOSER, Marc (DEU)	DMSB	BWF1201381	Yamaha YZF-R1 M	16	1:27.157	00.000	149.895	
			DMSB	A1095735		101.48	01.272			
7	5	BCC Racing Team MOHR, Jan (AUT)	DMSB	BWF1128188	BMW S 1000 RR	13	1:27.171	00.014	149.871	
			AMF	JM266		101.50	01.286			
8	92	HPC-Power Suzuki Racing KARTHEININGER, Daniel (DEU)	DMSB	BWF1108714	Suzuki GSX-R 1000	17	1:27.236	00.065	149.759	
			DMSB	A1103171		101.57	01.351			
9	4	BRINK, Ricardo (NLD)			Yamaha YZF-R1 M	13	1:27.286	00.050	149.673	
			KNMV	190000292		101.63	01.401			
10	55	BIJSTERBOSCH, Pepijn (NLD)			BMW S 1000 RR	6	1:27.518	00.232	149.277	
			KNMV	190000090		101.90	01.633			
11	90	Team Suzuki Mayer FINSTERBUSCH, Toni (DEU)	DMSB	BWF1139407	Suzuki GSX-R 1000	10	1:27.780	00.262	148.831	
			DMSB	A1069012		102.21	01.895			
12	36	NEUMANN, Marc (DEU)			BMW S 1000 RR	16	1:28.542	00.762	147.550	
			DMSB	A1123234		103.09	02.657			
13	14	GENGELBACH, Philipp (DEU)			Suzuki GSX-R 1000	14	1:28.640	00.098	147.387	
			DMSB	A1154050		103.21	02.755			
14	17	EGS Moto Racing EBY, Tim (DEU)	DMSB	BWF1199614	BMW S 1000 RR	15	1:28.999	00.359	146.793	
			DMSB	A1198807		103.63	03.114			
15	11	MPB Racing LANGSTÄDTLER, Leon (DEU)	DMSB	BWF1121605	Yamaha YZF-R1 M	15	1:29.063	00.064	146.687	
			DMSB	A1147028		103.70	03.178			
16	57	HPC-Power Suzuki Racing SIEDER, Kevin (AUT)	DMSB	BWF1108714	Suzuki GSX-R 1000	16	1:29.229	00.166	146.414	
			AMF	JM623		103.89	03.344			
17	31	Team Suzuki Laux ADAC-Sachsen HEIDE, Sarah (DEU)	DMSB	BWF1112654	Suzuki GSX-R 1000	17	1:29.415	00.186	146.110	
			DMSB	A1080134		104.11	03.530			
18	85	Buchner Motorsport STUPPI, Björn (DEU)	DMSB	BWF1176613	BMW S 1000 RR	15	1:31.218	01.803	143.222	
			DMSB	A1102540		106.21	05.333			

Issued:

Clerk of the Course:

Timekeeper:

subject to final scrutineering

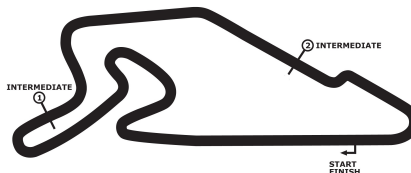


34. INT. ADAC TRUCK GRAND PRIX

Nürburgring Sprint, length 3629 m

19. - 21. July 2019

IDM Superbike 1000



Lap by Lap Qualifying 2,

DMSB -Reg.No.: S08/19 | EMN 10/642

1 Ilya MIKHALCHIK , BMW S 1000 RR SBK1000 / UKR															
1	4:18.461	2	1:27.004	3	1:26.532	4	1:25.929	5	1:31.763	6	1:26.472	7	1:33.859	8	1:26.368
9	1:27.086	pit	1:42.083	11	5:53.558	12	1:36.921	13	3:03.106	14	1:26.231	15	1:26.000		

4 Ricardo BRINK , Yamaha YZF-R1 M SBK1000 / NLD															
1	3:06.161	2	1:30.392	3	1:28.372	4	1:28.103	5	1:27.813	6	1:30.682	7	1:27.746	pit	1:41.570
9	6:08.218	10	1:27.543	11	1:27.286	12	1:51.885	13	1:31.723						

5 Jan MOHR , BMW S 1000 RR SBK1000 / AUT															
1	2:24.752	2	1:28.613	3	1:28.598	4	1:28.249	5	1:27.171	6	1:27.250	7	1:27.937	pit	1:49.395
9	12:05.623	10	1:28.144	11	1:27.606	12	1:27.263	13	1:27.551						

7 Erwan NIGON , Kawasaki ZX 10 R SBK1000 / FRA															
1	2:46.889	2	1:28.120	3	1:27.756	4	1:27.945	5	1:27.102	pit	1:41.826	7	4:00.851	8	1:27.243
9	1:26.821	10	1:26.948	pit	1:39.300	12	6:06.662	13	1:26.992	14	1:26.704	15	1:27.118		

11 Leon LANGSTÄDTLER , Yamaha YZF-R1 M SBK1000 / DEU															
1	2:25.731	2	1:30.638	3	1:30.620	4	1:30.551	5	1:29.223	6	1:32.630	7	1:47.985	8	1:50.504
9	1:30.125	pit	1:41.224	11	7:28.517	12	1:29.719	13	1:29.102	14	1:29.292	15	1:29.063		

14 Philipp GENGELBACH , Suzuki GSX-R 1000 SBK1000 / DEU															
1	2:55.417	2	1:32.330	3	1:31.152	4	1:29.843	5	1:30.058	6	1:30.103	7	1:30.271	pit	1:48.391
9	9:53.045	10	1:28.893	11	1:29.137	12	1:29.275	13	1:28.823	14	1:28.640				

17 Tim EBY , BMW S 1000 RR SBK1000 / DEU															
1	3:47.909	2	1:34.917	3	1:31.522	4	1:32.263	5	1:31.123	6	1:31.511	7	1:31.718	8	1:30.597
pit	1:45.509	10	7:26.153	11	1:28.999	12	1:30.057	13	1:30.299	14	1:30.563	15	1:30.402		

19 Julian PUFFE , BMW S 1000 RR SBK1000 / DEU															
1	4:31.853	2	1:27.151	3	1:26.607	4	1:32.101	5	1:26.347	6	1:26.356	pit	1:42.168	8	5:30.253
9	1:25.980	10	1:26.000	pit	1:39.607	12	3:51.516	13	1:25.885	14	1:28.043				

31 Sarah HEIDE , Suzuki GSX-R 1000 SBK1000 / DEU															
1	2:33.064	2	1:34.284	3	1:32.792	4	1:31.478	5	1:30.386	6	1:31.363	7	1:30.723	pit	1:46.993
9	5:48.897	10	1:29.875	11	1:29.638	12	1:29.415	13	1:29.589	14	1:30.094	15	1:30.779	16	1:29.878
17	1:29.884														

32 Marc MOSER , Yamaha YZF-R1 M SBK1000 / DEU															
1	3:16.941	2	1:31.130	3	1:28.514	4	1:29.731	5	1:28.644	6	1:28.401	pit	1:41.530	8	4:40.256
9	1:28.230	10	1:27.449	pit	1:39.902	12	3:45.617	13	1:27.266	14	1:27.178	15	1:27.409	16	1:27.157

36 Marc NEUMANN , BMW S 1000 RR SBK1000 / DEU															
1	3:48.577	2	1:33.273	3	1:30.707	4	1:30.234	5	1:29.511	6	1:29.772	pit	1:45.607	8	6:11.647
9	1:29.619	10	1:29.472	11	1:29.357	12	1:28.802	13	1:28.542	14	1:29.012	15	1:29.188	16	1:28.904


45 Jan BÜHN , BMW S 1000 RR SBK1000 / DEU															
1	3:47.618	2	1:33.560	3	1:28.930	4	1:46.362	5	1:28.105	6	1:29.051	pit	1:50.877	8	9:10.810
9	1:28.880	10	1:27.832	11	1:27.157	12	1:45.559	13	1:27.214						

34. INT. ADAC TRUCK GRAND PRIX

Nürburgring Sprint, length 3629 m

19. - 21. July 2019

IDM Superbike 1000



Lap by Lap Qualifying 2,

DMSB -Reg.No.: S08/19 | EMN 10/642

53 Alessandro POLITA , Honda CBR 1000 RR SBK1000 / ITA															
1	2:30.751	2	1:48.047	3	1:27.949	4	1:27.456	5	1:44.950	6	1:27.994	pit	1:45.964	8	8:53.528
9	1:38.424	10	1:27.923	11	1:55.328	12	1:27.080	13	1:37.521	14	1:28.023				

55 Pepijn BIJSTERBOSCH , BMW S 1000 RR SBK1000 / NLD															
1	2:17.954	2	1:28.472	3	1:27.835	4	1:27.518	5	1:27.577	pit	3:19.454				

57 Kevin SIEDER , Suzuki GSX-R 1000 SBK1000 / AUT															
1	2:19.723	2	1:31.010	3	1:30.786	4	1:30.574	5	1:30.561	6	1:39.994	7	1:30.826	pit	1:47.958
9	6:11.663	10	1:29.887	11	1:37.346	12	1:29.569	13	1:29.636	14	1:29.504	15	1:29.229	16	1:29.254

85 Björn STUPPI , BMW S 1000 RR SBK1000 / DEU															
1	4:38.569	2	1:34.610	3	1:32.967	4	1:36.107	5	1:32.541	pit	1:46.011	7	5:35.748	8	1:36.936
9	1:32.313	10	1:31.343	11	1:33.747	12	1:32.020	13	1:31.902	14	1:31.218	15	1:31.373		

90 Toni FINSTERBUSCH , Suzuki GSX-R 1000 SBK1000 / DEU															
1	2:18.400	2	1:30.258	3	1:29.277	4	1:28.425	5	1:32.651	6	1:27.780	pit	1:45.279	8	7:31.273
9	2:18.696	pit	1:51.427												

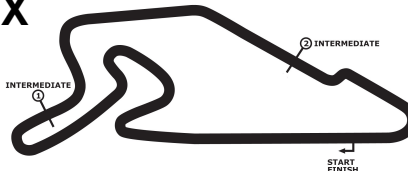
92 Daniel KARTHEININGER , Suzuki GSX-R 1000 SBK1000 / DEU															
1	2:17.826	2	1:31.009	3	1:30.162	4	1:29.296	5	1:28.886	6	1:28.688	pit	1:50.060	8	2:49.689
9	1:28.442	10	1:28.785	11	1:28.343	pit	1:44.678	13	4:29.344	14	1:27.941	15	1:30.896	16	1:27.648
17	1:27.236														

34. INT. ADAC TRUCK GRAND PRIX

Nürburgring Sprint, length 3629 m

19. - 21. July 2019

IDM Superbike 1000



Lap Analysis Qualifying 2,

DMSB -Reg.No.: S08/19 | EMN 10/642

1 Ilya MIKHALCHIK (UKR) (BMW S 1000 RR)

Theoretische Bestzeit: 1:25.784

Lap	D	Time	S1	S2	S3	Lap	D	Time	S1	S2	S3
1	1	4:18.461		23.284	19.716	9	1	1:27.086	44.545	22.640	19.901
2	1	1:27.004	45.076	22.672	19.256	10	1	1:42.083	45.223	22.855	
3	1	1:26.532	44.684	22.666	19.182	11	1	5:53.558	5:11.173	22.987	19.398
4	1	1:25.929	44.478	22.326	19.125	12	1	1:36.921	54.813	22.778	19.330
5	1	1:31.763	48.528	23.742	19.493	13	1	3:03.106	2:20.741	22.854	19.511
6	1	1:26.472	44.713	22.537	19.222	14	1	1:26.231	44.578	22.522	19.131
7	1	1:33.859	47.136	27.129	19.594	15	1	1:26.000	44.344	22.542	19.114
8	1	1:26.368	44.752	22.467	19.149						

4 Ricardo BRINK (NLD) (Yamaha YZF-R1 M)

Theoretische Bestzeit: 1:27.089

Lap	D	Time	S1	S2	S3	Lap	D	Time	S1	S2	S3
1	1	3:06.161		23.807	20.492	8	1	1:41.570	45.508	22.867	
2	1	1:30.392	46.980	23.562	19.850	9	1	6:08.218	5:25.091	23.350	19.777
3	1	1:28.372	45.791	23.015	19.566	10	1	1:27.543	45.474	22.633	19.436
4	1	1:28.103	45.674	22.905	19.524	11	1	1:27.286	45.056	22.597	19.633
5	1	1:27.813	45.403	22.823	19.587	12	1	1:51.885	1:04.980	26.689	20.216
6	1	1:30.682	45.820	25.205	19.657	13	1	1:31.723	45.240	26.728	19.755
7	1	1:27.746	45.216	22.633	19.897						

5 Jan MOHR (AUT) (BMW S 1000 RR)

Theoretische Bestzeit: 1:27.125

Lap	D	Time	S1	S2	S3	Lap	D	Time	S1	S2	S3
1	1	2:24.752		23.650	19.964	8	1	1:49.395	51.621	24.181	
2	1	1:28.613	46.197	22.956	19.460	9	1	12:05.623	11:20	24.739	19.905
3	1	1:28.598	45.605	23.257	19.736	10	1	1:28.144	45.567	23.087	19.490
4	1	1:28.249	45.492	22.980	19.777	11	1	1:27.606	45.222	22.961	19.423
5	1	1:27.171	45.052	22.873	19.246	12	1	1:27.263	45.044	22.915	19.304
6	1	1:27.250	45.107	22.835	19.308	13	1	1:27.551	45.262	22.987	19.302
7	1	1:27.937	45.697	22.906	19.334						

7 Erwan NIGON (FRA) (Kawasaki ZX 10 R)

Theoretische Bestzeit: 1:26.619

Lap	D	Time	S1	S2	S3	Lap	D	Time	S1	S2	S3
1	1	2:46.889		23.457	20.019	9	1	1:26.821	44.892	22.690	19.239
2	1	1:28.120	45.859	22.812	19.449	10	1	1:26.948	44.866	22.597	19.485
3	1	1:27.756	45.534	22.857	19.365	11	1	1:39.300	45.411	23.322	
4	1	1:27.945	45.455	22.982	19.508	12	1	6:06.662	5:24.060	22.975	19.627
5	1	1:27.102	44.988	22.700	19.414	13	1	1:26.992	44.833	22.714	19.445
6	1	1:41.826	45.427	23.629		14	1	1:26.704	44.788	22.592	19.324
7	1	4:00.851	3:18.420	22.949	19.482	15	1	1:27.118	44.922	22.800	19.396
8	1	1:27.243	45.228	22.684	19.331						

11 Leon LANGSTÄDTLER (DEU) (Yamaha YZF-R1 M)

Theoretische Bestzeit: 1:28.905

Lap	D	Time	S1	S2	S3	Lap	D	Time	S1	S2	S3
1	1	2:25.731		23.807	20.436	9	1	1:30.125	47.050	23.185	19.890
2	1	1:30.638	47.340	23.424	19.874	10	1	1:41.224	46.682	23.170	
3	1	1:30.620	47.575	23.142	19.903	11	1	7:28.517	6:44.792	23.774	19.951
4	1	1:30.551	47.566	23.261	19.724	12	1	1:29.719	46.917	23.077	19.725
5	1	1:29.223	46.579	22.989	19.655	13	1	1:29.102	46.261	23.120	19.721
6	1	1:32.630	47.723	24.444	20.463	14	1	1:29.292	46.452	23.025	19.815
7	1	1:47.985	1:01.986	25.145	20.854	15	1	1:29.063	46.317	23.091	19.655
8	1	1:50.504	1:06.065	24.278	20.161						

14 Philipp GENGBACH (DEU) (Suzuki GSX-R 1000)

Theoretische Bestzeit: 1:28.308

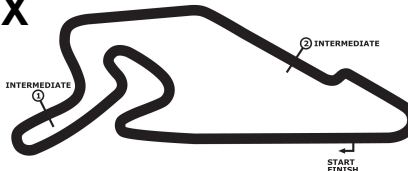
Lap	D	Time	S1	S2	S3	Lap	D	Time	S1	S2	S3
1	1	2:55.417		24.307	20.377	8	1	1:48.391	50.418	24.730	
2	1	1:32.330	48.330	23.678	20.322	9	1	9:53.045	9:09.556	23.453	20.036
3	1	1:31.152	47.771	23.529	19.852	10	1	1:28.893	46.431	22.960	19.502
4	1	1:29.843	46.642	23.225	19.976	11	1	1:29.137	46.167	23.091	19.879
5	1	1:30.058	46.477	23.730	19.851	12	1	1:29.275	46.646	23.027	19.602
6	1	1:30.103	46.745	23.454	19.904	13	1	1:28.823	45.980	23.097	19.746
7	1	1:30.271	47.006	23.186	20.079	14	1	1:28.640	45.846	23.210	19.584

34. INT. ADAC TRUCK GRAND PRIX

Nürburgring Sprint, length 3629 m

19. - 21. July 2019

IDM Superbike 1000



Lap Analysis Qualifying 2,

DMSB -Reg.No.: S08/19 | EMN 10/642

17 Tim EBY (DEU) (BMW S 1000 RR)						Theoretische Bestzeit: 1:28.999					
Lap	D	Time	S1	S2	S3	Lap	D	Time	S1	S2	S3
1	1	3:47.909		25.827	21.235	9	1	1:45.509	48.016	23.416	
2	1	1:34.917	50.176	24.053	20.688	10	1	7:26.153	6:42.475	23.567	20.111
3	1	1:31.522	47.608	23.701	20.213	11	1	1:28.999	46.317	23.063	19.619
4	1	1:32.263	48.090	23.649	20.524	12	1	1:30.057	46.576	23.437	20.044
5	1	1:31.123	47.472	23.426	20.225	13	1	1:30.299	46.882	23.298	20.119
6	1	1:31.511	47.656	23.495	20.360	14	1	1:30.563	46.702	23.530	20.331
7	1	1:31.718	47.485	23.663	20.570	15	1	1:30.402	47.009	23.243	20.150
8	1	1:30.597	47.114	23.359	20.124						

19 Julian PUFFE (DEU) (BMW S 1000 RR)						Theoretische Bestzeit: 1:25.757					
Lap	D	Time	S1	S2	S3	Lap	D	Time	S1	S2	S3
1	1	4:31.853		24.228	19.840	8	1	5:30.253	4:48.219	22.747	19.287
2	1	1:27.151	45.230	22.534	19.387	9	1	1:25.980	44.387	22.403	19.190
3	1	1:26.607	44.812	22.469	19.326	10	1	1:26.000	44.440	22.292	19.268
4	1	1:32.101	46.051	26.240	19.810	11	1	1:39.607	46.062	22.650	
5	1	1:26.347	44.620	22.452	19.275	12	1	3:51.516	3:09.426	22.671	19.419
6	1	1:26.356	44.667	22.443	19.246	13	1	1:25.885	44.499	22.180	19.206
7	1	1:42.168	45.973	22.965		14	1	1:28.043	44.699	22.576	20.768

31 Sarah HEIDE (DEU) (Suzuki GSX-R 1000)						Theoretische Bestzeit: 1:29.110					
Lap	D	Time	S1	S2	S3	Lap	D	Time	S1	S2	S3
1	1	2:33.064		24.718	22.183	10	1	1:29.875	46.692	23.157	20.026
2	1	1:34.284	48.838	24.508	20.938	11	1	1:29.638	46.667	23.051	19.920
3	1	1:32.792	48.064	24.118	20.610	12	1	1:29.415	46.139	23.224	20.052
4	1	1:31.478	47.875	23.648	19.955	13	1	1:29.589	46.264	23.273	20.052
5	1	1:30.386	46.796	23.448	20.142	14	1	1:30.094	46.600	23.308	20.186
6	1	1:31.363	47.405	23.658	20.300	15	1	1:30.779	46.833	23.542	20.404
7	1	1:30.723	46.878	23.576	20.269	16	1	1:29.878	46.333	23.444	20.101
8	1	1:46.993	47.060	23.997		17	1	1:29.884	46.476	23.259	20.149
9	1	5:48.897	5:05.076	23.621	20.200						

32 Marc MOSER (DEU) (Yamaha YZF-R1 M)						Theoretische Bestzeit: 1:27.024					
Lap	D	Time	S1	S2	S3	Lap	D	Time	S1	S2	S3
1	1	3:16.941		23.882	20.496	9	1	1:28.230	45.741	23.035	19.454
2	1	1:31.130	47.721	23.580	19.829	10	1	1:27.449	45.256	22.856	19.337
3	1	1:28.514	45.731	23.128	19.655	11	1	1:39.902	45.673	23.167	
4	1	1:29.731	45.357	23.598	20.776	12	1	3:45.617	2:59.704	25.729	20.184
5	1	1:28.644	45.826	23.172	19.646	13	1	1:27.266	45.109	22.816	19.341
6	1	1:28.401	45.801	23.044	19.556	14	1	1:27.178	44.971	22.752	19.455
7	1	1:41.530	46.321	23.220	19.556	15	1	1:27.409	45.121	22.937	19.351
8	1	4:40.256	3:57.015	23.471	19.770	16	1	1:27.157	45.045	22.716	19.396

36 Marc NEUMANN (DEU) (BMW S 1000 RR)						Theoretische Bestzeit: 1:28.473					
Lap	D	Time	S1	S2	S3	Lap	D	Time	S1	S2	S3
1	1	3:48.577		24.584	20.905	9	1	1:29.619	46.434	23.348	19.837
2	1	1:33.273	49.140	23.631	20.502	10	1	1:29.472	46.540	23.205	19.727
3	1	1:30.707	47.221	23.511	19.975	11	1	1:29.357	46.244	23.121	19.992
4	1	1:30.234	46.744	23.449	20.041	12	1	1:28.802	45.780	23.137	19.885
5	1	1:29.511	46.174	23.400	19.937	13	1	1:28.542	45.849	23.000	19.693
6	1	1:29.772	46.320	23.249	20.203	14	1	1:29.012	45.889	23.246	19.877
7	1	1:45.607	46.949	23.629		15	1	1:29.188	45.983	23.148	20.057
8	1	6:11.647	5:28.099	23.502	20.046	16	1	1:28.904	46.065	23.144	19.695


45 Jan BÜHN (DEU) (BMW S 1000 RR)						Theoretische Bestzeit: 1:27.148					
Lap	D	Time	S1	S2	S3	Lap	D	Time	S1	S2	S3
1	1	3:47.618		25.821	21.112	8	1	9:10.810	8:25.855	24.874	20.081
2	1	1:33.560	49.860	23.672	20.028	9	1	1:28.880	46.183	23.091	19.606
3	1	1:28.930	46.065	23.108	19.757	10	1	1:27.832	45.533	22.786	19.513
4	1	1:46.362	1:02.168	24.265	19.929	11	1	1:27.157	45.172	22.697	19.288
5	1	1:28.105	45.588	22.913	19.604	12	1	1:45.559	59.951	25.766	19.842
6	1	1:29.051	45.881	23.134	20.036	13	1	1:27.214	45.164	22.696	19.354

34. INT. ADAC TRUCK GRAND PRIX

Nürburgring Sprint, length 3629 m

19. - 21. July 2019

IDM Superbike 1000



Lap Analysis Qualifying 2,

DMSB -Reg.No.: S08/19 | EMN 10/642

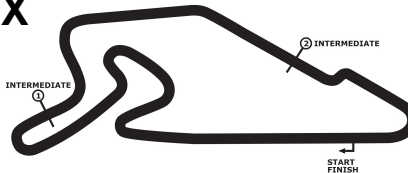
Lap	D	Time	S1	S2	S3	Lap	D	Time	S1	S2	S3
7	1	1:50.877	49.671	25.454							

34. INT. ADAC TRUCK GRAND PRIX

Nürburgring Sprint, length 3629 m

19. - 21. July 2019

IDM Superbike 1000



Lap Analysis Qualifying 2,

DMSB -Reg.No.: S08/19 | EMN 10/642

53 Alessandro POLITA (ITA) (Honda CBR 1000 RR) Theoretische Bestzeit: 1:27.052

Lap	D	Time	S1	S2	S3	Lap	D	Time	S1	S2	S3
1	1	2:30.751		30.822	23.330	8	1	8:53.528	7:55.641	33.726	24.161
2	1	1:48.047	55.955	26.276	25.816	9	1	1:38.424	52.139	26.470	19.815
3	1	1:27.949	45.680	22.766	19.503	10	1	1:27.923	45.468	22.921	19.534
4	1	1:27.456	45.282	22.608	19.566	11	1	1:55.328	55.569	34.366	25.393
5	1	1:44.950	49.049	28.165	27.736	12	1	1:27.080	45.092	22.636	19.352
6	1	1:27.994	45.631	22.862	19.501	13	1	1:37.521	48.882	28.458	20.181
7	1	1:45.964	47.580	23.602		14	1	1:28.023	45.472	23.022	19.529

55 Pepijn BIJSTERBOSCH (NLD) (BMW S 1000 RR) Theoretische Bestzeit: 1:27.082

Lap	D	Time	S1	S2	S3	Lap	D	Time	S1	S2	S3
1	1	2:17.954		23.388	20.482	4	1	1:27.518	45.548	22.531	19.439
2	1	1:28.472	46.041	22.731	19.700	5	1	1:27.577	45.339	22.637	19.601
3	1	1:27.835	45.741	22.504	19.590	6	1	3:19.454	45.139	1:33.725	

57 Kevin SIEDER (AUT) (Suzuki GSX-R 1000) Theoretische Bestzeit: 1:29.037

Lap	D	Time	S1	S2	S3	Lap	D	Time	S1	S2	S3
1	1	2:19.723		24.047	20.363	9	1	6:11.663	5:28.085	23.619	19.959
2	1	1:31.010	47.381	23.565	20.064	10	1	1:29.887	46.749	23.336	19.802
3	1	1:30.786	47.073	23.576	20.137	11	1	1:37.346	52.726	24.570	20.050
4	1	1:30.574	47.122	23.529	19.923	12	1	1:29.569	46.486	23.297	19.786
5	1	1:30.561	46.946	23.450	20.165	13	1	1:29.636	46.381	23.361	19.894
6	1	1:39.994	53.962	24.959	21.073	14	1	1:29.504	46.372	23.312	19.820
7	1	1:30.826	47.325	23.568	19.933	15	1	1:29.229	46.065	23.356	19.808
8	1	1:47.958	47.544	25.898		16	1	1:29.254	46.227	23.352	19.675

85 Björn STUPPI (DEU) (BMW S 1000 RR) Theoretische Bestzeit: 1:31.004

Lap	D	Time	S1	S2	S3	Lap	D	Time	S1	S2	S3
1	1	4:38.569		25.653	21.287	9	1	1:32.313	47.880	23.891	20.542
2	1	1:34.610	49.089	24.585	20.936	10	1	1:31.343	47.382	23.699	20.262
3	1	1:32.967	48.270	23.970	20.727	11	1	1:33.747	48.518	24.258	20.971
4	1	1:36.107	51.025	24.206	20.876	12	1	1:32.020	47.522	23.746	20.752
5	1	1:32.541	47.987	23.975	20.579	13	1	1:31.902	47.745	23.672	20.485
6	1	1:46.011	48.228	23.976		14	1	1:31.218	47.070	23.717	20.431
7	1	5:35.748	4:50.716	24.176	20.856	15	1	1:31.373	47.332	23.708	20.333
8	1	1:36.936	51.977	24.193	20.766						

90 Toni FINSTERBUSCH (DEU) (Suzuki GSX-R 1000) Theoretische Bestzeit: 1:26.876

Lap	D	Time	S1	S2	S3	Lap	D	Time	S1	S2	S3
1	1	2:18.400		24.754	21.277	6	1	1:27.780	45.513	22.690	19.577
2	1	1:30.258	46.863	23.166	20.229	7	1	1:45.279	48.169	23.905	
3	1	1:29.277	46.138	23.230	19.909	8	1	7:31.273	6:49.002	22.831	19.440
4	1	1:28.425	45.693	23.012	19.720	9	1	2:18.696	44.867	22.569	1:11.260
5	1	1:32.651	49.799	23.073	19.779	10	1	1:51.427	52.776	26.506	

92 Daniel KARTHEININGER (DEU) (Suzuki GSX-R 1000) Theoretische Bestzeit: 1:27.236


Lap	D	Time	S1	S2	S3	Lap	D	Time	S1	S2	S3
1	1	2:17.826		24.666	21.138	10	1	1:28.785	45.860	23.045	19.880
2	1	1:31.009	47.058	23.318	20.633	11	1	1:28.343	45.526	23.144	19.673
3	1	1:30.162	46.948	23.213	20.001	12	1	1:44.678	47.754	24.150	
4	1	1:29.296	46.138	23.160	19.998	13	1	4:29.344	3:45.932	23.484	19.928
5	1	1:28.886	45.955	23.085	19.846	14	1	1:27.941	45.369	22.960	19.612
6	1	1:28.688	45.942	22.974	19.772	15	1	1:30.896	47.733	23.260	19.903
7	1	1:50.060	49.595	24.151		16	1	1:27.648	45.235	22.843	19.570
8	1	2:49.689	2:06.384	23.217	20.088	17	1	1:27.236	45.018	22.706	19.512
9	1	1:28.442	45.671	23.059	19.712						

34. INT. ADAC TRUCK GRAND PRIX

Nürburgring Sprint, length 3629 m

19. - 21. July 2019

IDM Superbike 1000



Best Sector Times Qualifying 2

DMSB -Reg.No.: S08/19 | EMN 10/642

Pos.	sector 1		sector 2		sector 3		theoretical and best lap time							
	No	Driver	Time	No	Driver	Time	No	Driver	theoretical	Best	Pos			
1	1	MIKHALCHIK I.	44.344	19	PUFFE J.	22.180	1	MIKHALCHIK I.	19.114	19	PUFFE J.	1:25.757	1:25.885	1
2	19	PUFFE J.	44.387	1	MIKHALCHIK I.	22.326	19	PUFFE J.	19.190	1	MIKHALCHIK I.	1:25.784	1:25.929	2
3	7	NIGON E.	44.788	55	BIJSTERBOSCH P.	22.504	7	NIGON E.	19.239	7	NIGON E.	1:26.619	1:26.704	3
4	90	FINSTERBUSCH T.	44.867	90	FINSTERBUSCH T.	22.569	5	MOHR J.	19.246	90	FINSTERBUSCH T.	1:26.876	1:27.780	11
5	32	MOSER M.	44.971	7	NIGON E.	22.592	45	BÜHN J.	19.288	32	MOSER M.	1:27.024	1:27.157	6
6	92	KARTHEININGER D.	45.018	4	BRINK R.	22.597	32	MOSER M.	19.337	53	POLITA A.	1:27.052	1:27.080	4
7	5	MOHR J.	45.044	53	POLITA A.	22.608	53	POLITA A.	19.352	55	BIJSTERBOSCH P.	1:27.082	1:27.518	10
8	4	BRINK R.	45.056	45	BÜHN J.	22.696	4	BRINK R.	19.436	4	BRINK R.	1:27.089	1:27.286	9
9	53	POLITA A.	45.092	92	KARTHEININGER D.	22.706	55	BIJSTERBOSCH P.	19.439	5	MOHR J.	1:27.125	1:27.171	7
10	55	BIJSTERBOSCH P.	45.139	32	MOSER M.	22.716	90	FINSTERBUSCH T.	19.440	45	BÜHN J.	1:27.148	1:27.157	5
11	45	BÜHN J.	45.164	5	MOHR J.	22.835	14	GENGELBACH P.	19.502	92	KARTHEININGER D.	1:27.236	1:27.236	8
12	36	NEUMANN M.	45.780	14	GENGELBACH P.	22.960	92	KARTHEININGER D.	19.512	14	GENGELBACH P.	1:28.308	1:28.640	13
13	14	GENGELBACH P.	45.846	11	LANGSTÄDTLER L.	22.989	17	EBY T.	19.619	36	NEUMANN M.	1:28.473	1:28.542	12
14	57	SIEDER K.	46.065	36	NEUMANN M.	23.000	11	LANGSTÄDTLER L.	19.655	11	LANGSTÄDTLER L.	1:28.905	1:29.063	15
15	31	HEIDE S.	46.139	31	HEIDE S.	23.051	57	SIEDER K.	19.675	17	EBY T.	1:28.999	1:28.999	14
16	11	LANGSTÄDTLER L.	46.261	17	EBY T.	23.063	36	NEUMANN M.	19.693	57	SIEDER K.	1:29.037	1:29.229	16
17	17	EBY T.	46.317	57	SIEDER K.	23.297	31	HEIDE S.	19.920	31	HEIDE S.	1:29.110	1:29.415	17
18	85	STUPPI B.	47.070	85	STUPPI B.	23.672	85	STUPPI B.	20.262	85	STUPPI B.	1:31.004	1:31.218	18